NOTES:

1. MATERIALS AND FINISHES:
   RP SMA STR PLUG - BRASS, GOLD PLATING
   RP SMA STR BHD JACK - BRASS, GOLD PLATING
   CABLE - RG 316

2. ELECTRICAL:
   A. IMPEDANCE: 50 OHM

3. PACKAGING:
   A. QUANTITY: SINGLE PACK
   B. MARKING: BAG TO BE MARKED
      "AMPHENOL RF, 95-902-535-XXX AND DATE CODE"

REVISIONS				
REV	DESCRIPTION	DATE	ECN	APPR
A	RELEASE TO MFG.	07-SEP-20	15313	SK

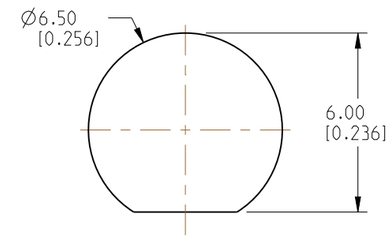

RECOMMENDED MOUNTING HOLE DIMENSIONS

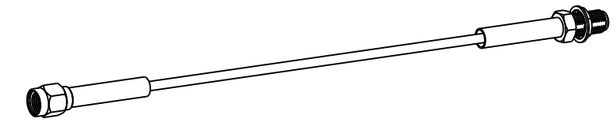

SCALE 0.600

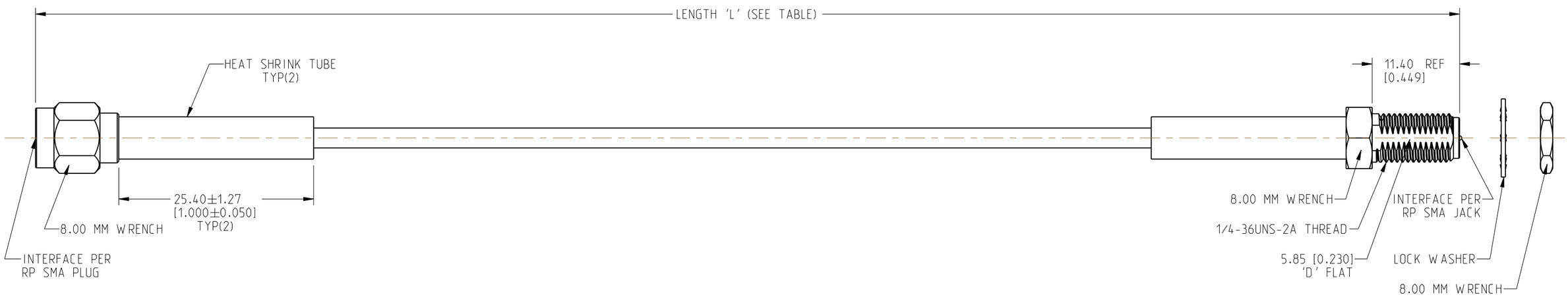

LENGTH TABLE		
PART NUMBER (IMPERIAL)	PART NUMBER (METRIC)	LENGTH 'L' IN INCHES [METERS]
95-902-535-006	-	6.00 [0.152]
95-902-535-012	-	12.00 [0.305]
95-902-535-016	-	16.00 [0.406]
95-902-535-018	-	18.00 [0.457]
95-902-535-024	-	24.00 [0.610]
95-902-535-036	-	36.00 [0.914]
-	95-902-535M100	39.37 [1.000]
95-902-535-048	-	48.00 [1.219]
-	95-902-535M200	78.74 [2.000]

TOLERANCE TABLE	
LENGTH IN INCHES/FT [METERS]	TOLERANCE
0" - 23.90" [0 - 0.607]	±0.25" [0.006]
24.00" - 59.00" [0.610 - 1.499]	±0.50" [0.013]
5.0' - 24.9' [1.524 - 7.617]	±2.5%
25.0' & UP [7.620 & UP]	±5.0%

DESIGN REQUIREMENTS:

- [X] FREQUENCY: DC - 6 GHz
- [X] CONTINUITY
- [ ] VSWR: ____ 1 MAX.
- [X] HI-POT: 750 VRMS
- [ ] INS. LOSS: ____ dB MAX.
- [ ] OTHER

CUSTOMER OUTLINE DRAWING

ALL OTHER SHEETS ARE FOR INTERNAL USE ONLY

NOTICE: These drawings, specifications, or other data (1) are, and remain the property of Amphenol corp. (2) must be returned upon request; and (3) are confidential and not to be disclosed to any person other than those to whom they are given by Amphenol Corp. The furnishing of these drawings, specifications, or other data by Amphenol Corp., or to any other person to anyone for any purpose is not to be regarded by implication or otherwise in any manner licensing, granting rights to permitting such holder or any other person to manufacture, use or sell any product, process or design, patented or otherwise, that may in any way be related to or disclosed by said drawings, specifications, or other data.

THIRD ANGLE PROJ.

REFERENCE

EAR# 10023

UNLESS OTHERWISE SPECIFIED
DIMENSIONS ARE METRIC [INCHES] AND TOLERANCES ARE:
<0.5mm = ±0.05mm [<0.020 = ±0.002]
>0.5 - 6mm = ±0.1mm [>0.020 - 0.236 = ±0.004]
>6.00 - 30mm = ±0.2mm [>0.236 - 1.181 = ±0.008]
>30.00 - 120mm = ±0.3mm [>1.181 - 4.725 = ±0.012]
ANGLES = ±1°

MATERIAL: SEE NOTES

ENGINEER: KAVI S

DATE: 22-JUL-20

TITLE: RP SMA STR PLUG TO RP SMA STR BHD JACK USING RG 316 CABLE VARIOUS LENGTH

SHEET NO. 2 OF 2

SCALE: 2.0:1.0

Amphenol RF

SIZE: B

DRAWING NO. 95-902-535-XXX
ITEM NO. 95-902-535-XXX
PART NO. 95-902-535-XXX

REV: A

Downloaded from Arrow.com.