REV.	DATE	DESCRIPTION
NC	08/23/99	INITIAL RELEASE
A	06/01/04	UPDATE DRAWING FORMAT
B	04/30/06	ADD RG214/U DOUBLE BRAID CABLE

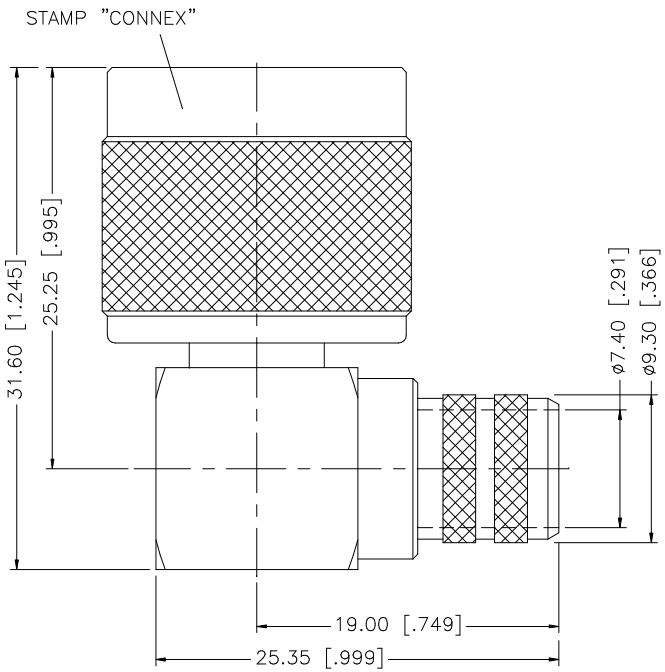

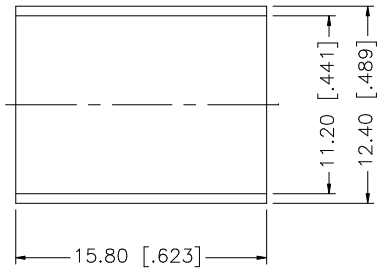

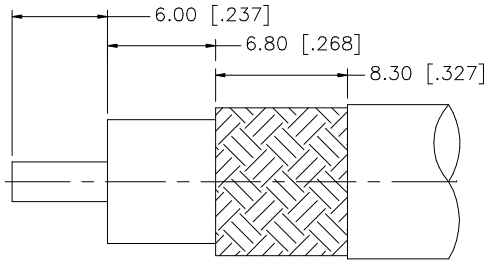

RECOMMENDED
CABLE STRIPPING DIM'S

NOTE:

1. CRIMPED FERRULE
   HEX CRIMP SIZE .429"
2. CONTACT PIN TO SOLDER

	DESCRIPTION	MATERIAL	FINISH	QTY
8				
7				
6				
5	FERRULE	COPPER	NEXCOTE	1
4	CLAMP NUT	BRASS	NEXCOTE	1
3	CONTACT PIN	BRASS	GOLD	1
2	INSULATOR	TEFLON	NATURAL	1
1	BODY/BARREL	BRASS	NEXCOTE	1

UNLESS OTHERWISE SPECIFIED DIMENSIONS ARE IN MILLIMETERS. DIMENSIONS IN [ ] ARE IN INCHES AND FOR CUSTOMER REFERANCE ONLY.

UNLESS OTHERWISE SPECIFIED TOLERANCES FOR MILLIMETERS ARE:
0.5 – 8mm ± 0.20mm
8 – 30mm ± 0.40mm
30 – 120mm ± 0.50mm

UNLESS OTHERWISE SPECIFIED TOLERANCES FOR INCHES ARE:
.020 – .315 = ± 0.007"
.315 – 1.180 = ± 0.015"
1.180 – 4.724 = ± 0.020"

DO NOT SCALE DRAWING

APPROVALS		DATE
DRAWN	G.R.S.	04/30/06
CHECKED		
ISSUED		
SHEET	1 OF 1	

CAD FILE C:/172/172167.DWG

Amphenol Connex

PART DESCRIPTION
N R/A CRIMP PLUG
RG214/U DOUBLE BRAID CABLE

PART NO. 172167

DWG. NO. 172167.DWG | REV. B | SIZE A | SCALE NA

Downloaded from Arrow.com.