ГК Атлант Инжиниринг – официальный представитель в РФ и СНГ
+7 (495) 109-02-08 sales@bbrc.ru www.bbrc.ru

172371	REVISIONS				
DRAWING NO.	REV	DESCRIPTION	DATE	ECO	APPR
THIRD ANGLE PROJ.	A	RELEASE TO MFG.	01-Oct-12	--	MG

NOTE:

1. ELECTRIC PERFORMANCE
   - IMPEDANCE (Ω) : 50
   - FREQUENCY RANGE : DC-6 GHz
   - VSWR : ≤ 1.065 (DC-3GHz)
   - : ≤1.25 (3-6GHz)
   - INSERT LOSS (dB) : ≤ 0.1
   - PIM (dBc): : ≤-160 (2X43dBm)
   - INSULATION RESISTANCE (MΩ) : >5000
   - PROOF VOLTAGE (V) : 2500
   - CONDUCTOR RESISTANCE (mΩ) : OUTER CONDUCTOR <0.2
     INNER CONDUCTOR <0.8

II. MECHANICAL PERFORMANCE
   - MECHANICAL WEAR : 500
   - NUT TORQUE : 5N.m

III. MATERIAL AND PLATING
   - INNER CONDUCTOR : SPRING COPPER PLATING Ag5 µm
   - OUTER CONDUCTOR : BRASS PLATING COPPER-TIN-ZINC 2 µm
   - NUT : BRASS PLATING COPPER-TIN-ZINC 2 µm
   - SPRING WASHER : SPRING COPPER PLATING COPPER-TIN-ZINC 2 µm
   - INSULATION : PTFE
   - O-RING : SILICON RUBBER

IV. ENVIRONMENT
   - TEMP RANGE : -55 °C TO +155 °C
   - WATERPROOF STANDARD : IP67
   - ROHS COMPLIANT

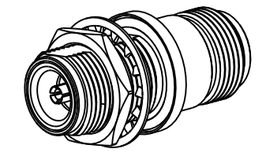

SCALE 1.000

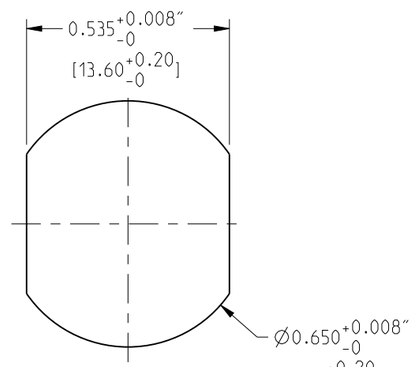

RECOMMENDED
MOUNTING HOLE DIMENSIONS

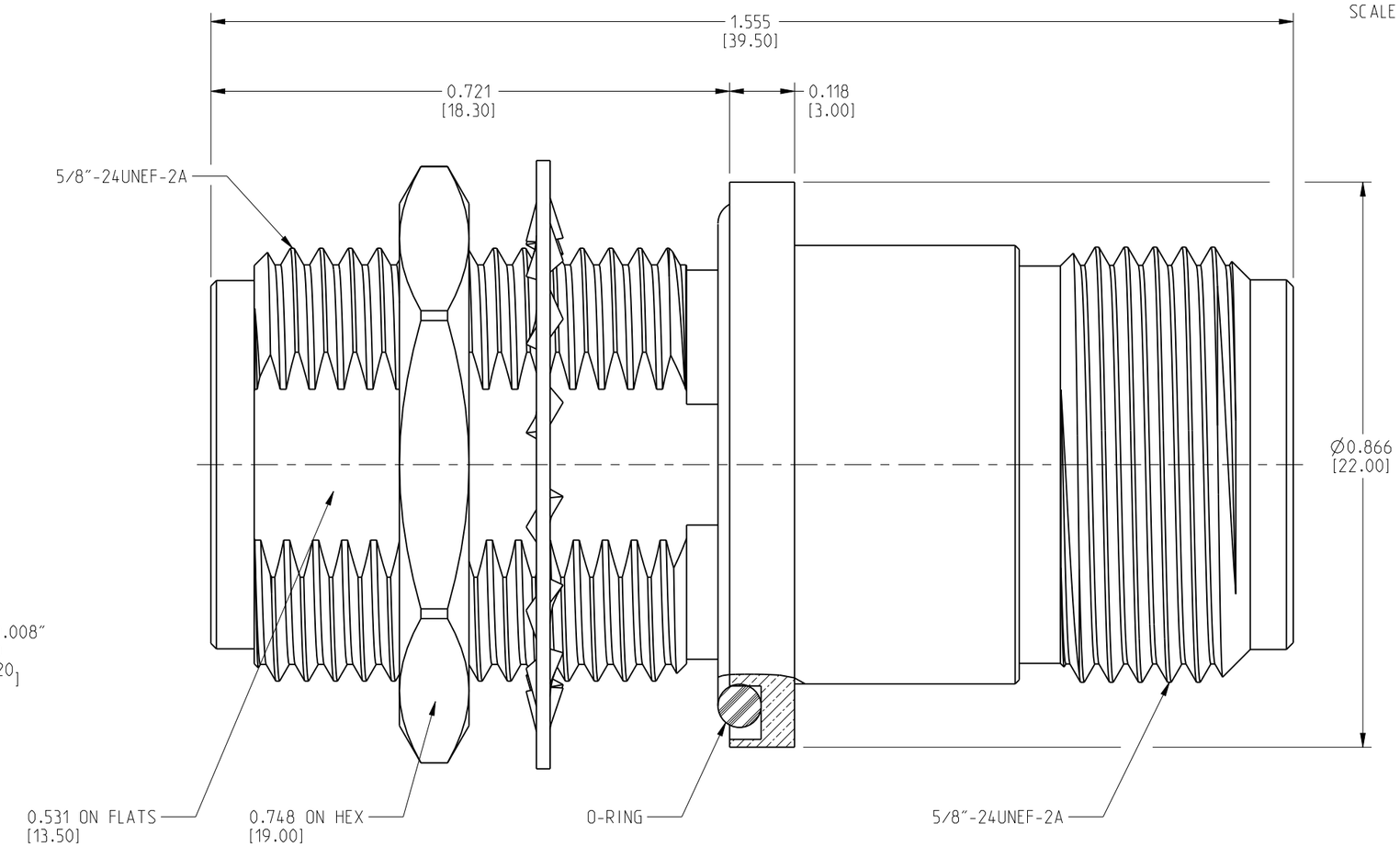

NO	DESCRIPTION	MATERIAL	FINISH	QTY
6	LOCK WASHER	SPRING COPPER	WHITE BRONZE	1
5	INSULATOR	PTFE	NATURAL	1
4	O-RING	SILICONE RUBBER		1
3	NUT	BRASS	WHITE BRONZE	1
2	OUTER CONDUCTOR	BRASS	WHITE BRONZE	1
1	INNER CONDUCTOR	SPRING COPPER	SILVER	1

UNLESS OTHERWISE SPECIFIED, DIMENSIONS ARE IN INCHES AND TOLERANCES ARE:
2 PLACE DECIMAL ±.015 (0,381 mm) | 3 PLACE DECIMAL ±.005 (0,127 mm) | ANGLES ± 1°

NOTICE - These drawings, specifications, or other data (1) are, and remain the property of Amphenol Corp. (2) must be returned upon request; and (3) are confidential and not to be disclosed to any person other than those to whom they are given by Amphenol Corp. The furnishing of these drawings, specifications, or other data by Amphenol Corp., or to any other person to anyone for any purpose is not to be regarded by implication or otherwise in any manner licensing, granting rights or permitting such holder or any other person to manufacture, use or sell any product, process or design, patented or otherwise, that may in any way be related to or disclosed by said drawings, specifications, or other data.

MATERIAL: SEE NOTES

REFERENCE:

DRAWN: GOPI M	DATE: 01-Oct-12	
ENGINEER: GOPI M	DATE: 01-Oct-12	
APPROVED	DATE	
CAD FILE		

TITLE: N FEMALE TO N FEMALE BULKHEAD ADAPTER, LOW PIM

Amphenol Connex

SCALE: 5.0:1 | SHEET 1 OF 1

DWG SIZE: B | DRAWING NO. 172371 | REV A