ГК Атлант Инжиниринг – официальный представитель в РФ и СНГ
+7 (495) 109-02-08 sales@bbrc.ru www.bbrc.ru

NOTES:

1. MATERIALS AND FINISHES:
   BODY & CONTACT - BeCu, GOLD PLATING
   REAR BODY - BRASS, GOLD PLATING
   INSULATORS - PTFE, NATURAL
   FERRULE - COPPER, NICKEL PLATING
   RETAINING RING - BeCu, NICKEL PLATING

2. ELECTRICAL:
   A. IMPEDANCE: 50 OHM
   B. FREQUENCY RANGE: DC - 6 GHz

3. MECHANICAL:
   A. DURABILITY: 100 CYCLES MIN.
   B. TEMPERATURE RANGE: -65°C TO +165°C

4. PACKAGING:
   A. QUANTITY: SINGLE PACK
   B. MARKING: BAG TO BE MARKED
      "AMPHENOL RF,SMP-FS-C08-1-R AND DATE CODE"
   C. CONTACT PIN AND FERRULE ARE PACKAGED LOOSE.
      中心针和压接套筒散装。

5. CABLE ASSEMBLY INSTRUCTIONS:
   A. TRIM CABLE AS SHOWN.
   B. SOLDER CABLE CENTER CONDUCTOR TO CONTACT.
   C. CRIMP FERRULE WITH 0.128" HEX.

6 SHOWS CABLE ENTRY DIMENSIONS.

THIRD ANGLE PROJ.

REVISIONS

REV	DESCRIPTION	DATE	ECO	APPR
A	RELEASE TO MFG.	15-Apr-15	50495	JTS
B	FREQUENCY UPDATED TO 6 GHz	17-Nov-16	02424	NR
C	DOCUMENTATION CHANGE	01-Dec-16	02641	BMG

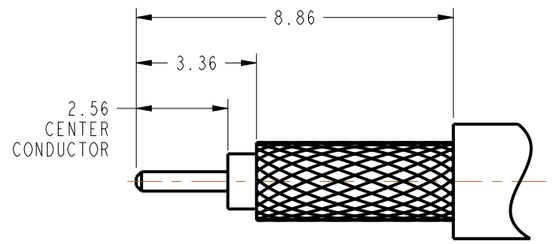

RECOMMENDED CABLE STRIPPING DIMENSIONS

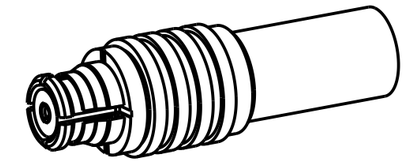

SCALE 4.000

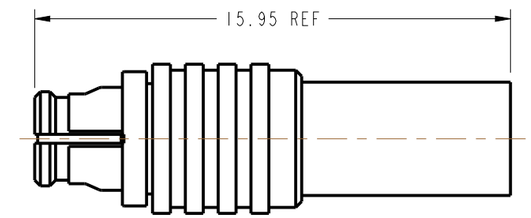

ASSEMBLED VIEW

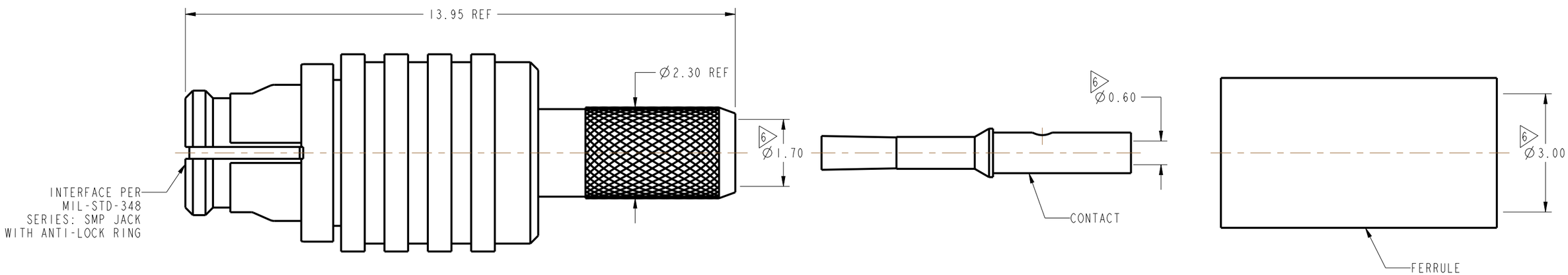

CUSTOMER OUTLINE DRAWING

ALL OTHER SHEETS ARE FOR INTERNAL USE ONLY

UNLESS OTHERWISE SPECIFIED, DIMENSIONS ARE IN METRIC AND TOLERANCES ARE:

<0.5mm	0.5 - 6mm	6 - 30mm	30 - 120mm	ANGLES
± 0.05mm	±0.1mm	±0.2mm	± 0.3mm	±1°

NOTICE - These drawings, specifications, or other data (1) are, and remain the property of Amphenol corp. (2) must be returned upon request; and (3) are confidential and not to be disclosed to any person other than those to whom they are given by Amphenol Corp. the furnishing of these drawings, specifications, or other data by Amphenol Corp., or to any other person to anyone for any purpose is not to be regarded by implication or otherwise in any manner licensing, granting rights to permitting such holder or any other person to manufacture, use or sell any product, process or design, patented or otherwise, that may in any way be related to or disclosed by said drawings, specifications, or other data.

MATERIAL
SEE NOTES

REFERENCE
EAR # 4720.2

CONFIGURATION LEVEL: In Work

FINISH

DRAWN STAR	DATE 17-Nov-16	
ENGINEER SUNDE	DATE 22-Apr-15	
APPROVED HARRY	DATE 22-Nov-16	
CAD FILE		

TITLE
SMP STR PLUG WITH FEMALE CONTACT FOR RG 316 CABLE

SCALE: 10.0:1.0 | SHEET 2 OF 2

DWG SIZE B | REV C

Amphenol RF
www.amphenolrf.com

DRAWING NO. SMP-FS-C08-1-R
ITEM NO. SMP-FS-C08-1-R
PART NO. SMP-FS-C08-1-R