ГК Атлант Инжиниринг – официальный представитель в РФ и СНГ
+7 (495) 109-02-08 sales@bbrc.ru www.bbrc.ru

REVISIONS		
ISS	ZONE	DESCRIPTION\PER REQUEST\DATE

CONFIGURATION CONTROL:
NO CHANGES PERMITTED TO DRAWING WITHOUT PPAP QUALIFIED CUSTOMER APPROVAL

CABLE \ NO.	A	B	C
RG-58A/U, 58C/U	8.3	1.7	3
RG-174/U, 188A/U 316/U	5.2	2.8	2

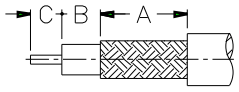

RECOMMENDED CABLE STRIPPING DIM'S

* RG-58A/U, 58C/U
1. CRIMPED FERRULE HEX CRIMP SIZE .213"
2. CRIMPED CONTACT PIN SQ. CRIMP SIZE .042"

* RG-174/U, 188A/U, 316/U
1. CRIMPED FERRULE HEX CRIMP SIZE .128"
2. CRIMPED CONTACT PIN SQ. CRIMP SIZE 0.7mm

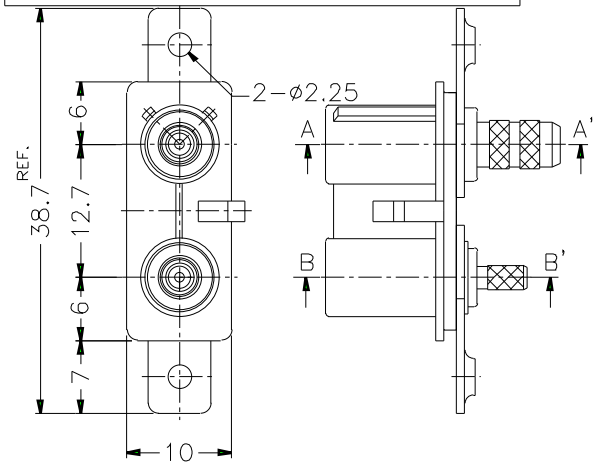

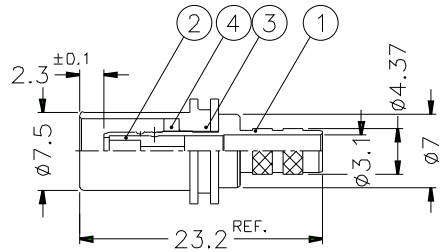

A-A' SECTION

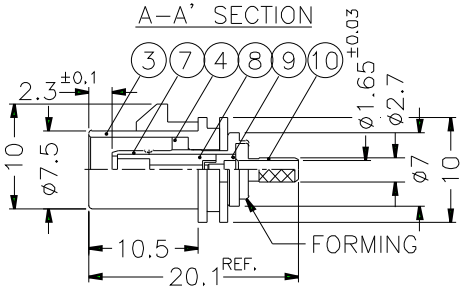

B-B' SECTION

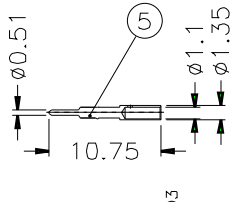

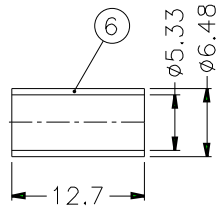

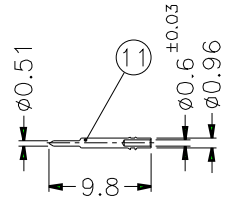

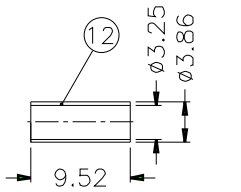

NOTES: FINISH (PLATING THICKNESS IN MICRO-INCHES)
1. BRASS PER QQ-B-626, ALLOY 360, 1/2 H ; JIS H3250 C 3604BD OR EQUIVALENT
2. NICKEL PL. 60 MIN. THICK OVER COPPER STRIKE
3. GOLD PL. 30 MIN. THICK OVER NICKEL PL. 100 MIN. THICK OVER COPPER STRIKE
4. TEFLON MIL-P-19468 OR EQUIVALENT
5. COPPER PER ASTM B-75 ALLOY C12200 OR EQUIVALENT
6. PBT(WITH 15% GLASS FIBER) PER CHANG CHUN GRADE 4115202 OR EQUIVALENT

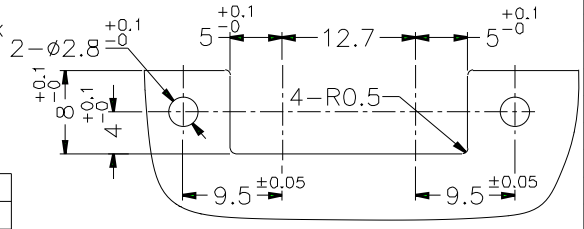

RECOMMENDED MOUNTING HOLE

TABLE

KEY CODING	D/N	P/N	LOCK COVER
A	FKT1321AW-009-NT30G-50	FA2-NASP-C00-0	FKLC40101A
B	FKT1321BW-009-NT30G-50	FA2-NBSP-C00-0	FKLC40102A
C	FKT1321CW-009-NT30G-50	FA2-NCSP-C00-0	FKLC40103A
D	FKT1321DW-009-NT30G-50	FA2-NDSP-C00-0	FKLC40104A
E	FKT1321EW-009-NT30G-50	FA2-NESP-C00-0	FKLC40105A
F	FKT1321FW-009-NT30G-50	FA2-NFSP-C00-0	FKLC40106A
G	FKT1321GW-009-NT30G-50	FA2-NGSP-C00-0	FKLC40107A
H	FKT1321HW-009-NT30G-50	FA2-NHSP-C00-0	FKLC40108A
I	FKT1321IW-009-NT30G-50	FA2-NISP-C00-0	FKLC40109A
K	FKT1321KW-009-NT30G-50	FA2-NKSP-C00-0	FKLC40110A
Z	FKT1321ZW-009-NT30G-50	FA2-NZSP-C00-0	FKLC40111A

NO.	DESCRIPTION	MATERIAL	FINISH	Q'TY	DRAWING NO.
12	FERRULE	NOTE 5	NOTE 2	1	FKFR00101A
11	CONTACT PIN	NOTE 1	NOTE 3	1	FKCP00101A
10	BARREL	NOTE 1	NOTE 2	1	FKBR00101B
9	INSULATOR	NOTE 4	NATURAL	1	FKNS00201A
8	INSULATOR	NOTE 4	NATURAL	1	FKNS00101A
7	MAIN BODY	NOTE 1	NOTE 2	1	FKMB00101A
6	FERRULE	NOTE 5	NOTE 2	1	FKFR00201A
5	CONTACT PIN	NOTE 1	NOTE 3	1	FKCP00301A
4	RING	NOTE 1	NOTE 2	2	FKLR00101A
3	LOCK COVER	NOTE 6		1	SEE TABLE
2	INSULATOR	NOTE 4	NATURAL	1	FKNS00401A
1	MAIN BODY	NOTE 1	NOTE 2	1	FKMB00201A

DIMENSIONS ARE IN MILLIMETERS

UNLESS OTHERWISE SPECIFIED TOLERANCES
0.5-6 = ±0.2
6-30 = ±0.4
30-120 = ±0.6
120-315 = ±1
315-1000 = ±1.6
1000-2000 = ±2.4

SCALE 1.5/1 | ISSUE 2

PART NO. FA2-NXSP-C00-0

APPROVED | DATE 10-18-01'

CHECKED | DATE 10-18-01'

DRAWN LILY | DATE 10-18-01'

Amphenol
Danbury,CT,USA-Tainan,Taiwan-Shenzhen,China

TITLE
FAKRA TWIN SMB CRIMP PLUG

DRAWING NO.
KJ-FKT1321XX-009-NT30G-50

FILE NO. F:\DWG\FKT\FA2\NXSP\C00\0