Antenna Specifications

Electrical Properties							
Frequency range (MHz)		790 - 960			1710 - 2180		
		790 - 862	824 - 894	880 - 960	1710 - 1880	1850 - 1990	1920 - 2180
Polarization		+45°, -45°					
Electrical downtilt (°)		0 - 14 , continuously adjustable			0 - 10 , continuously adjustable		
Gain (dBi)	at mid Tilt	14.5	14.7	15.0	16.8	17.3	17.6
	over all Tilts	14.5 ±0.5	14.7 ±0.4	14.9 ±0.4	16.8 ±0.5	17.1 ±0.5	17.4 ±0.4
Side lobe suppression for first side lobe above main beam (dB)		> 18	> 18	> 16	> 17	> 17	> 17
Horizontal 3dB beam width (°)		69 ±1.1	66 ±1.3	64 ±2.7	65 ±2.1	63 ±1.4	60±3.7
Vertical 3dB beam width (°)		15.7 ±0.8	15.0 ±0.9	14.0 ±1.0	7.5 ±0.4	7.1 ±0.3	6.6 ±0.5
VSWR		< 1.5					
Cross polar isolation (dB)		≥ 30					
Interband isolation (dB)		≥ 30 (790 - 960 // 1710 - 2180 MHz)					
Front to back ratio, ±30° (dB)		> 24	> 24	> 24	> 25	> 25	> 25
Cross polar ratio (dB)	0°	> 25	> 25	> 25	> 20	> 20	> 20
Max. power per input (W)		500 (at 50℃ ambient temperature)			300 (at 50℃ ambient temperature)		
Intermodulation IM3 (dBc)		≤ -153 (2 x 43 dBm carrier)					
Impedance (Ω)		50					
Grounding		DC Ground					

1. Values based on NGMN recommendations on Base Station Antenna Standards (BASTA).
2. Electrical datasheet in XML format is available.

Mechanical Properties	
Antenna dimensions (H x W x D) (mm)	1360 x 259 x 135
Packing dimensions (H x W x D) (mm)	1655 x 315 x 195
Antenna weight (kg)	14.3
Clamps weight (kg)	2.9 (2 units)
Antenna packing weight (kg)	21.1 (Included clamps)
Mast diameter supported (mm)	50 - 115
Radome material	Fiberglass
Radome colour	Light grey
Operational temperature (℃)	-40 .. +65
Wind load (N)	Frontal: 440 (at 150 km/h) Lateral: 230 (at 150 km/h) Rear side: 555 (at 150 km/h)
Max. operational wind speed (km/h)	200
Survival wind speed (km/h)	250
Connector	4 x 7/16 DIN Female
Connector position	Bottom

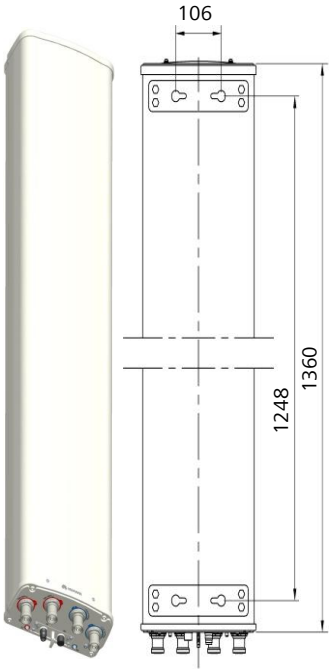

Accessories

Item	Model	Description	Weight	Units per antenna
Downtilt kit	ASMDT0B01	Mechanical downtilt: 0 - 16°	1.3 kg	1 (Separate packing)

ГК Атлант Инжиниринг – официальный представитель в РФ и СНГ
+7 (495) 109-02-08 sales@bbrc.ru www.bbrc.ru

Integrated RET Specifications

Properties								
RET type	Integrated RET							
RET protocols*	AISG 2.0 / 3GPP							
Input voltage range (V)	10 - 30 DC							
Power consumption (W)	< 5 (motor activated, 12V) < 0.5 (stand by, 12V)							
Adjustment time (full range) (s)	< 65 (typically, depending on antenna type)							
RET connector	2 x 8 pin connector according to IEC 60130-9 Daisy chain in: Male / Daisy chain out: Female							
Pin assignment according AISG	1	2	3	4	5	6	7	8
	DC	n/c	RS-485B	n/c	RS-485A	DC	DC return	n/c
Lightning protection (kA)	3 (10/350 μs) 10 (8/20 μs)							

* Please confirm the AISG protocol of primary station is compatible with RET antenna protocol interface. The protocol of RET antenna software interface is switchable between AISG 2.0/3GPP and AISG 1.1 with a vendor defined command. For more details about protocol switching function, contact Huawei before system installation.

Standards: UL 60950-1 (Safety), UL 60950-22 (Safety – Equipment installed outdoor), EN 55022 (Emission), EN 55024 (Immunity), ETSI EN 301 489, FCC Part15, ICES-003

Certification: CE, FCC, IC, RCM

Integrated RET S/N:

a HWMxxx……r

b HWMxxx……b

r - Red b - Blue

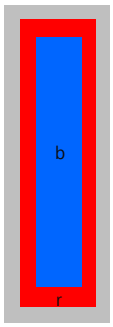

Pattern sample for reference

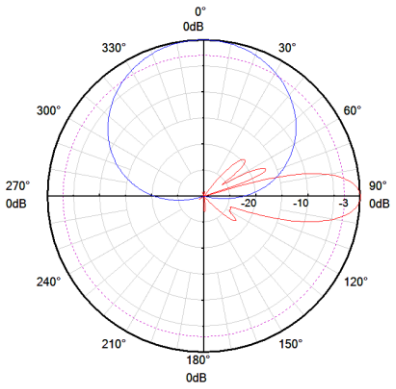

790 - 960 MHz

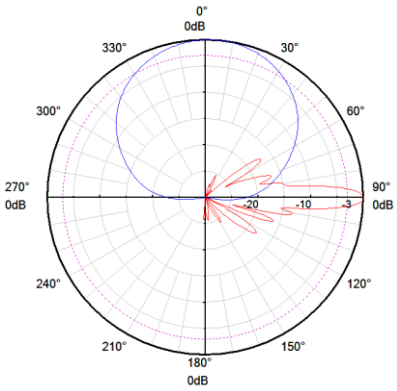

1710 - 2180 MHz

ГК Атлант Инжиниринг – официальный представитель в РФ и СНГ
+7 (495) 109-02-08 sales@bbrc.ru www.bbrc.ru