Downloaded from Arrow.com.

REV.	DATE	DESCRIPTION
A	01/30/04	UPDATE DRAWING FORMAT
B	05/22/05	MODIFY PLATING SPEC
C	07/08/07	REVISE STRIPPING DIMS AND FERRULE

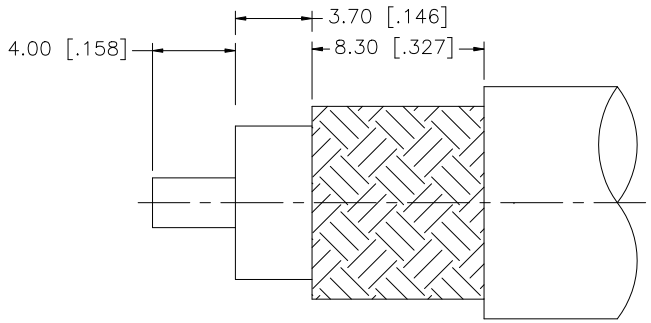

RECOMMENDED
CABLE STRIPPING DIM'S

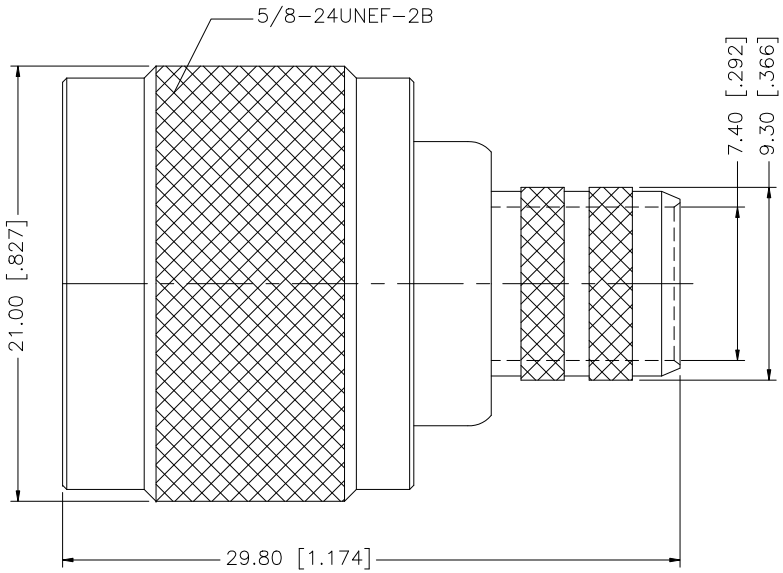

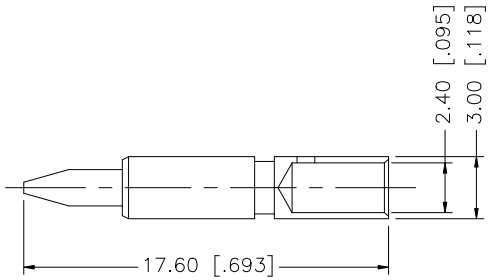

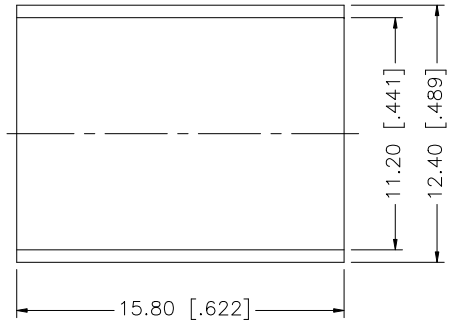

NOTE:

1. CRIMPED FERRULE HEX CRIMP SIZE .429"
2. CRIMPED CONTACT PIN HEX CRIMP SIZE .100"

	DESCRIPTION	MATERIAL	FINISH	QTY
8				
7				
6				
5	FERRULE	COPPER	NECOTE	1
4	CONTACT PIN	BRASS	GOLD	1
3	INSULATOR	TEFLON	NATURAL	1
2	BARREL	BRASS	NEXCOTE	1
1	BODY	BRASS	NEXCOTE	1

UNLESS OTHERWISE SPECIFIED DIMENSIONS ARE IN MILLIMETERS. DIMENSIONS IN [ ] ARE IN INCHES AND FOR CUSTOMER REFERANCE ONLY.

UNLESS OTHERWISE SPECIFIED TOLERANCES FOR MILLIMETERS ARE:
0.5 – 8mm ± 0.20mm
8 – 30mm ± 0.40mm
30 – 120mm ± 0.50mm

UNLESS OTHERWISE SPECIFIED TOLERANCES FOR INCHES ARE:
.020 – .315 = ± 0.007"
.315 – 1.180 = ± 0.015"
1.180 – 4.724 = ± 0.020"

DO NOT SCALE DRAWING

APPROVALS		DATE
DRAWN	G.R.S.	07/08/07
CHECKED		
ISSUED		
SHEET	1 OF 1	
CAD FILE	C:/172/172166.DWG	

Amphenol Connex

PART DESCRIPTION
N CRIMP PLUG
(FOR RG-214/U CABLE)

PART NO. 172166

DWG. NO.	REV.	SIZE	SCALE
172166.DWG	C	A	NA