REV.	DATE	DESCRIPTION
A	11/21/02	UPDATE END CAP / REFORMAT DRAWING
B	03/06/03	UPDATE DRAWING FORMAT

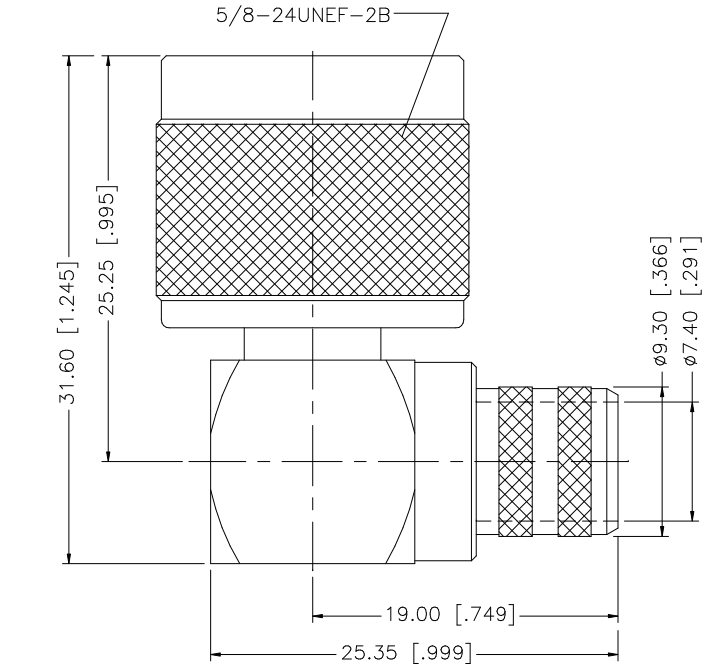

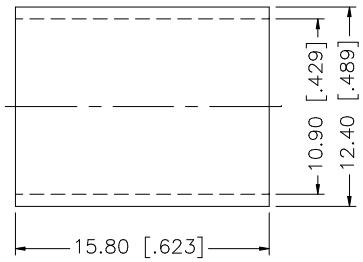

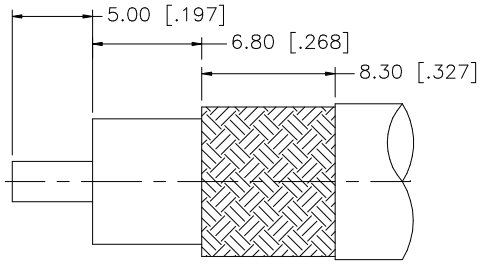

RECOMMENDED
CABLE STRIPPING DIM'S

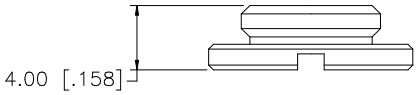

CRIMP NOTES:

1. CRIMPED FERRULE
   HEX CRIMP SIZE .429"
2. CONTACT PIN TO SOLDER

	DESCRIPTION	MATERIAL	FINISH	QTY
8	FERRULE	COPPER	NEXCOTE	1
7	CLAMP NUT	BRASS	NEXCOTE	1
6	RETAINER RING	SUS 304	NATURAL	1
5	GASKET	SILICONE	RED	1
4	CONTACT PIN	BER. COPPER	GOLD	1
3	INSULATOR	TEFLON	NATURAL	1
2	SHELL	BRASS	NEXCOTE	1
1	BODY/BARREL	BRASS	NEXCOTE	1

UNLESS OTHERWISE SPECIFIED DIMENSIONS ARE IN MILLIMETERS. DIMENSIONS IN [ ] ARE IN INCHES AND FOR CUSTOMER REFERANCE ONLY.

UNLESS OTHERWISE SPECIFIED TOLERANCES FOR MILLIMETERS ARE:
0.5 – 8mm ± 0.20mm
8 – 30mm ± 0.40mm
30 – 120mm ± 0.50mm

UNLESS OTHERWISE SPECIFIED TOLERANCES FOR INCHES ARE:
.020 – .315 = ± 0.007"
.315 – 1.180 = ± 0.015"
1.180 – 4.724 = ± 0.020"

DO NOT SCALE DRAWING

APPROVALS		DATE
DRAWN	G.R.S.	03/06/03
CHECKED		
ISSUED		
SHEET	1 OF 1	
CAD FILE	C:/172/172176.DWG	

Amphenol Connex

PART DESCRIPTION
N R/A CRIMP PLUG
(FOR RG-8/U, 213/U, 393/U CABLE)

PART NO. 172176

DWG. NO. 172176.DWG | REV. NC | SIZE A | SCALE NA

Downloaded from Arrow.com.